

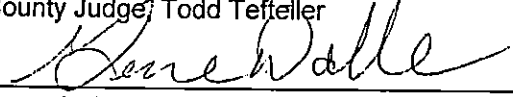
MONTHLY TREASURER'S REPORT
 BY BRANDY VICK, COUNTY TREASURER,
 AUGUST 2023


	Beginning Balance	Revenues	Disbursements	Transfer In	Transfer Out	Ending Balance	Investments Redeemed	Investments Purchased	Demand Balance	Investment Balance	Total Deposits
Texpool Insurance	\$2,268,528.86	\$9,853.00	\$0.00	\$0.00	\$200,000.00	\$2,078,381.86	\$0.00	\$0.00	\$0.00	\$2,078,381.86	\$2,078,381.86
TexPool Available	\$420,510.58	\$1,916.66	\$0.00	\$4,907.23	\$0.00	\$427,334.47	\$0.00	\$0.00	\$0.00	\$427,334.47	\$427,334.47
TexPool Operating	\$21,430,299.92	\$95,387.06	\$0.00	\$0.00	\$500,000.00	\$21,025,686.98	\$0.00	\$0.00	\$0.00	\$21,025,686.98	\$21,025,686.98
TexPool Permanent	\$1,132,270.94	\$5,079.23	\$0.00	\$0.00	\$4,907.23	\$1,132,442.94	\$0.00	\$0.00	\$0.00	\$1,132,442.94	\$1,132,442.94
FNB Operating	\$2,087,341.91	\$669,929.95	\$1,262,749.76	\$500,000.00	\$578,828.83	\$1,415,693.27	\$0.00	\$0.00	\$1,415,693.27	\$0.00	\$1,415,693.27
FNB Payroll	\$6,790.51	\$7.05	\$560,977.90	\$560,977.90	\$0.00	\$6,797.56	\$0.00	\$0.00	\$6,797.56	\$0.00	\$6,797.56
FNB Insurance	\$34,020.50	\$26,494.14	\$212,892.80	\$217,850.93	\$0.00	\$65,472.77	\$0.00	\$0.00	\$65,472.77	\$0.00	\$65,472.77
FNB Available	\$4,577.69	\$1.89	\$0.00	\$0.50	\$0.00	\$4,580.08	\$0.00	\$0.00	\$4,580.08	\$0.00	\$4,580.08
FNB Permanent	\$6,141.76	\$0.52	\$0.00	\$0.00	\$0.50	\$6,141.78	\$0.00	\$0.00	\$6,141.78	\$0.00	\$6,141.78
FNB IRC/125	\$23,752.92	\$2.02	\$0.00	\$0.00	\$0.00	\$23,754.94	\$0.00	\$0.00	\$23,754.94	\$0.00	\$23,754.94
FNB Holding	\$567,261.14	\$48.18	\$0.00	\$0.00	\$0.00	\$567,309.32	\$0.00	\$0.00	\$567,309.32	\$0.00	\$567,309.32
FNB Water Grants	\$950.00	\$0.00	\$0.00	\$0.00	\$0.00	\$950.00	\$0.00	\$0.00	\$950.00	\$0.00	\$950.00
FNB Unclaimed	\$15,157.15	\$1.29	\$0.00	\$0.00	\$0.00	\$15,158.44	\$0.00	\$0.00	\$15,158.44	\$0.00	\$15,158.44
Totals	\$27,997,603.88	\$808,720.99	\$2,036,620.46	\$1,283,736.56	\$1,283,736.56	\$26,769,704.41	\$0.00	\$0.00	2,105,858.16	\$24,663,846.25	\$26,769,704.41

TOTAL INDEBTEDNESS

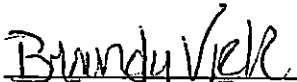
Investment Register on back


Submitted under the provision of the Local Government Code Section 114.026

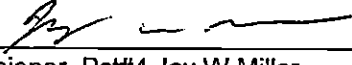
 County Judge Todd Teffeler


 Commissioner, Pct#1 Gene Dolle


 Commissioner, Pct#2 Dustin Nicholson



 Brandy Vick, County Treasurer


 Commissioner Pct#3 Michael Ashley


 Commissioner, Pct#4 Jay W. Miller

UPSHUR COUNTY INVESTMENT ACTIVITY

AUGUST 2023

<u>ACCOUNT</u>	<u>AMOUNT</u>	<u>TRANSFERRED OUT</u>	<u>TRANSFERRED IN</u>	<u>EARNED INTEREST</u>
TexPool Operating	\$21,025,686.98			\$95,387.06
TexPool Insurance	\$2,078,381.86			\$9,853.00
TexPool Perm School	\$1,132,442.94	\$4,907.23		\$5,079.23
TexPool Avail School	\$427,334.47		\$4,907.23	\$1,916.66
FNB Avail	\$4,580.08			\$1.89
FNB Perm	\$6,141.78			\$0.52
FNB Holding	\$567,309.32			\$48.18
FNB Insurance	\$65,472.77			\$4.66
FNB Operating	\$1,415,693.27			\$205.90
TOTALS	\$26,723,043.47	\$4,907.23	\$4,907.23	\$112,497.10

Handwritten signature or initials

MONTHLY TREASURER'S REPORT
 BY BRANDY VICK, COUNTY TREASURER,
 AUGUST 2023

	Beginning Balance	Revenues	Disbursements	Transfer In	Transfer Out	Ending Balance	Investments Redeemed	Investments Purchased	Demand Balance	Investment Balance	Total Deposits
Texpool Insurance	\$2,268,528.86	\$9,853.00	\$0.00	\$0.00	\$200,000.00	\$2,078,381.86	\$0.00	\$0.00	\$0.00	\$2,078,381.86	\$2,078,381.86
TexPool Available	\$420,510.58	\$1,916.66	\$0.00	\$4,907.23	\$0.00	\$427,334.47	\$0.00	\$0.00	\$0.00	\$427,334.47	\$427,334.47
TexPool Operating	\$21,430,299.92	\$95,387.06	\$0.00	\$0.00	\$500,000.00	\$21,025,686.98	\$0.00	\$0.00	\$0.00	\$21,025,686.98	\$21,025,686.98
TexPool Permanent	\$1,132,270.94	\$5,079.23	\$0.00	\$0.00	\$4,907.23	\$1,132,442.94	\$0.00	\$0.00	\$0.00	\$1,132,442.94	\$1,132,442.94
FNB Operating	\$2,087,341.91	\$669,929.95	\$1,262,749.76	\$500,000.00	\$578,828.83	\$1,415,693.27	\$0.00	\$0.00	\$1,415,693.27	\$0.00	\$1,415,693.27
FNB Payroll	\$6,790.51	\$7.05	\$560,977.90	\$560,977.90	\$0.00	\$6,797.56	\$0.00	\$0.00	\$6,797.56	\$0.00	\$6,797.56
FNB Insurance	\$34,020.50	\$26,494.14	\$212,892.80	\$217,850.93	\$0.00	\$65,472.77	\$0.00	\$0.00	\$65,472.77	\$0.00	\$65,472.77
FNB Available	\$4,577.69	\$1.89	\$0.00	\$0.50	\$0.00	\$4,580.08	\$0.00	\$0.00	\$4,580.08	\$0.00	\$4,580.08
FNB Permanent	\$6,141.76	\$0.52	\$0.00	\$0.00	\$0.50	\$6,141.78	\$0.00	\$0.00	\$6,141.78	\$0.00	\$6,141.78
FNB IRC/125	\$23,752.92	\$2.02	\$0.00	\$0.00	\$0.00	\$23,754.94	\$0.00	\$0.00	\$23,754.94	\$0.00	\$23,754.94
FNB Holding	\$567,261.14	\$48.18	\$0.00	\$0.00	\$0.00	\$567,309.32	\$0.00	\$0.00	\$567,309.32	\$0.00	\$567,309.32
FNB Water Grants	\$950.00	\$0.00	\$0.00	\$0.00	\$0.00	\$950.00	\$0.00	\$0.00	\$950.00	\$0.00	\$950.00
FNB Unclaimed	\$15,157.15	\$1.29	\$0.00	\$0.00	\$0.00	\$15,158.44	\$0.00	\$0.00	\$15,158.44	\$0.00	\$15,158.44
Totals	\$27,997,603.88	\$808,720.99	\$2,036,620.46	\$1,283,736.56	\$1,283,736.56	\$26,769,704.41	\$0.00	\$0.00	2,105,858.16	\$24,663,846.25	\$26,769,704.41

TOTAL INDEBTEDNESS

Investment Register on back

Submitted under the provision of the Local Government Code Section 114.026

County Judge Todd Teffeller

Commissioner, Pct#1 Gene Dolle

Commissioner, Pct#2 Dustin Nicholson

Brandy Vick
 Brandy Vick, County Treasurer

Commissioner Pct#3 Michael Ashley

Commissioner, Pct#4 Jay W. Miller